


In memory of Dec 21 2017 at the Flinders Street Station in Melbourne, Australia

Designed by Jenny Brandis



**54 pairs plus
14 pairs gimps**

Any thread with a wpc count of between 28 and 34 threads can
be used with this pattern.

Flinders St Station

by Jenny Brandis

On 21 December 2017 there was a serious incident at the entrance to the Flinders Street Train Station where a 4 wheel drive was deliberately driven into innocent pedestrians.

Stitches recommended

3 pin whole stitch (CTCT) fans
1.5 pin torchon footside with 3 pairs of passives
Torchon ground (CTpCT)
CTCTTpCTCTT ground
Gimp
Single Roseground
Cloth Stitch buds with gimp
Cloth stitch narrow trail
Cloth stitch bud
Honeycomb

Materials

54 pairs
14 pairs gimp

Open start

In this start we hang 2 pairs open (rainbow) over the 5 top hanging pins. The pairs are now separated. add 2 twists to the left hand bobbins (see Fig. 1)

Secure the left pairs to the pillow while working the first fan on the right.

The left pairs will become the worker pair for the fans on the left.

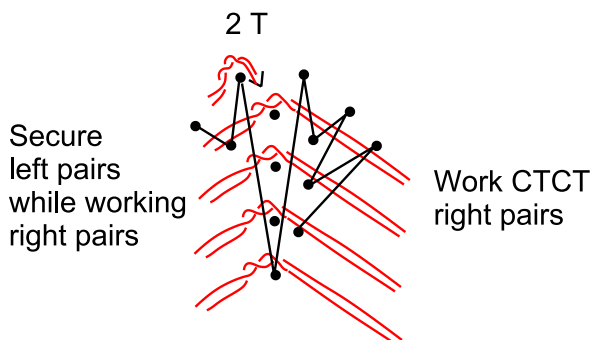


Fig 1: open paired start

Hanging in central pairs


These pairs are hung in at the red dots, linking the fans to the body of the work.

Gimp

Choose a gimp thread that is 8+ times thicker than the main thread.

Make sure that the main thread pair you are going to surround the gimp with has 2 twists to start with as you loose a twist in the gimp process.

Lift the left main thread bobbin, lay in the gimp, lay the left bobbin back and twist the main thread pair. Thus sandwiching the gimp :-)




Ending the gimp

The gimp in this pattern ends inside the pattern rather than running out at an edge.

To get a nice neat finish work the left gimp across the bottom but do not close the main threads yet.

Work the right thread across the bottom and then close the main threads with the twists. Leave a long tail at the moment.

Cut the gimp close to the work after the work has been blocked and the pins removed.



In memory of Dec 21 2017 at
the Flinders Street Station in
Melbourne, Australia


✂ CTCTTpCTCTT

hang 2 pairs open (rainbow) at
each of the 5 top temporary pins

Hang in 2 new pairs

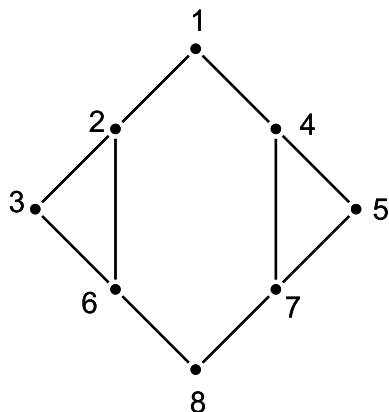
Hang in new pair

54 pairs plus
14 pairs gimps



Honeycomb Stitch

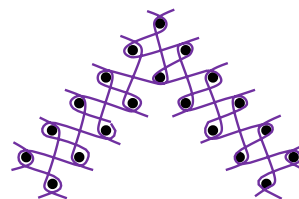
Worked on the diagonal this lovely stitch uses a 3x3 pin area comprised of Cross, Twist, Twist, pin, Cross, Twist, Twist (CTTpCTT) in the following sequence.

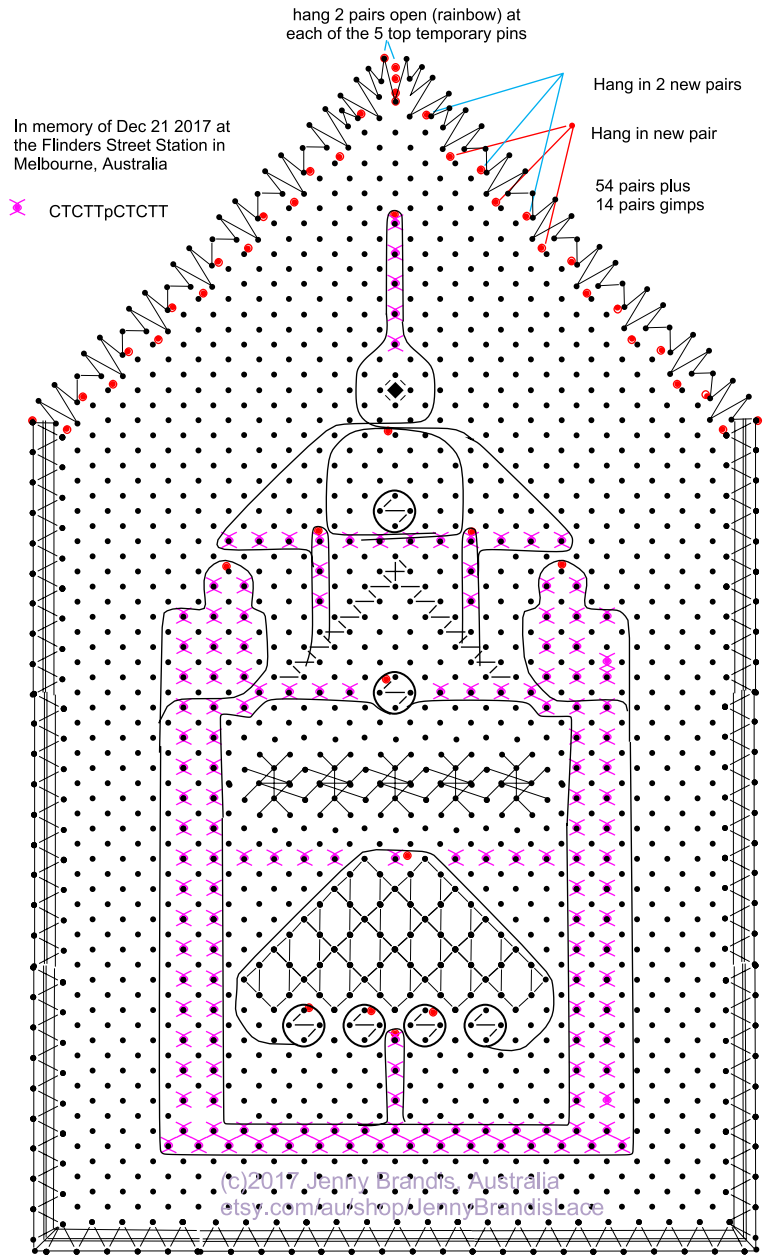


Narrow Cloth Stitch Trail

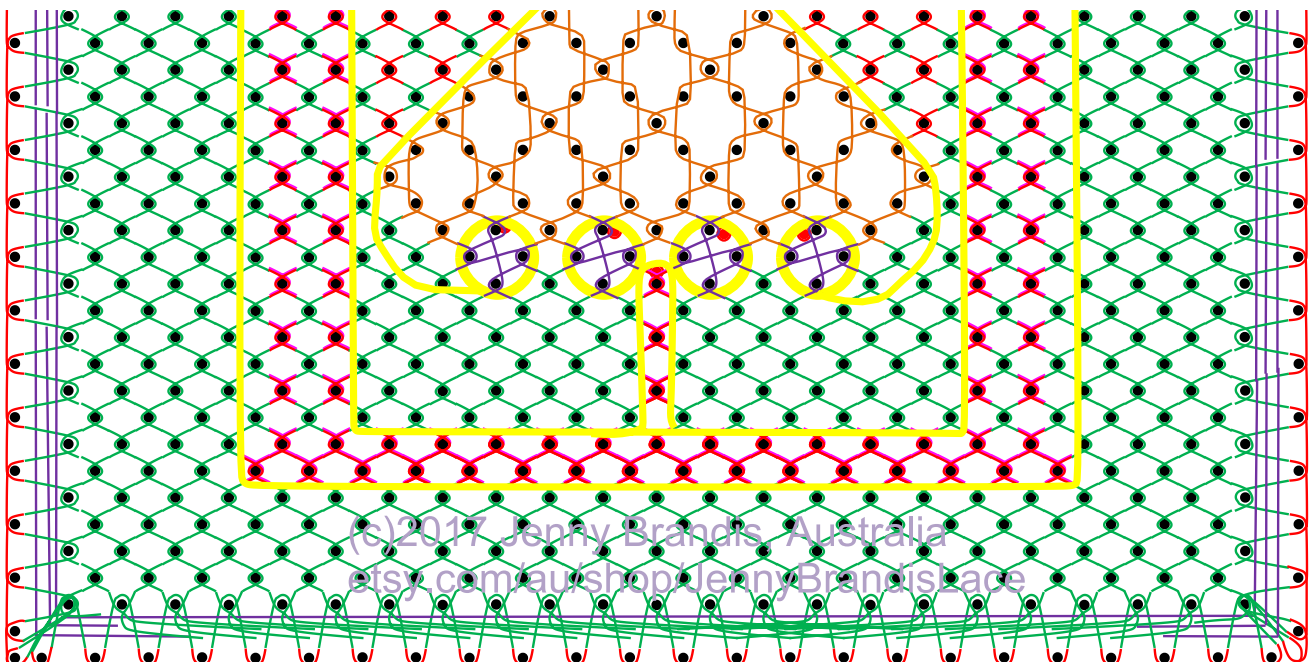
Defined as a trail over a 2-3 pin width

I have chosen to use cloth stitch (CTC) trail over 2 pin width.





(c)2017 Jenny Brandis, Australia
etsy.com/au/shop/JennyBrandisLace



Arachne Trails Bracelet

Designed and worked by Jenny Brandis



23 pairs

Pattern is 1/10 inch diagonal, any thread with a wrap per centimetre count of between 28 and 34 Thread can be used. Thread used in the sample was Gutermann Quilting Thread

Patterns available as PDF files from www.etsy.com/shop/JennyBrandisLace

Spider Fish Bracelet

Designed and worked by Jenny Brandis



24 pairs

Pattern is 1/10 inch diagonal, any thread with a wrap per centimetre count of between 28 and 34 Thread can be used. Thread used in the sample was Gutermann Quilting Thread

Patterns available as PDF files from www.etsy.com/shop/JennyBrandisLace

Kununurra Bracelet

Designed and worked by Jenny Brandis



21 pairs

Pattern is 1/10 inch diagonal, any thread with a wrap per centimetre count of between 28 and 34 Thread can be used. Thread used in the sample was Gutermann Quilting Thread

Patterns available as PDF files from www.etsy.com/shop/JennyBrandisLace

Spider in a basket Bracelet

Designed and worked by Jenny Brandis



24 pairs

Pattern is 1/10 inch diagonal, any thread with a wrap per centimetre count of between 28 and 34 Thread can be used. Thread used in the sample was Gutermann Quilting Thread

Patterns available as PDF files from www.etsy.com/shop/JennyBrandisLace

France 2015



Designed by Jenny Brandis

<https://www.etsy.com/shop/JennyBrandisLace>

Arachne Trails Bracelet

Designed and worked by Jenny Brandis



23 pairs

Pattern is 1/10 inch diagonal, any thread with a wrap per centimetre count of between 28 and 34 Thread can be used. Thread used in the sample was Gutermann Quilting Thread

Patterns available as PDF files from www.etsy.com/shop/JennyBrandisLace

Woven Fan Bookmark

Designed and worked by Jenny Brandis




28 pairs

Any thread with a wpc count of between 28 and 34 threads can be used with this pattern.

Thread used in the sample: Gutermann Quilting Cotton

Star Light, Star Bright Bookmark

Designed and worked by Jenny Brandis



24 pairs

Pattern is 2mm straight, any thread with a wrap per centimetre count of between 28 and 34 Thread can be used. Thread used in the sample was Finca 40 (29 wpc)

Kununurra Bookmark

Designed and worked by Jenny Brandis




21 pairs

Pattern is 2mm straight, any thread with a wpc count of between 28 and 34 Thread can be used. Thread used in the sample was Gutermann Quilting Thread

Fairy Lights

Designed and worked by Jenny Brandis



Includes:
Pattern
colour coded working diagram
and written instructions

17 pairs + 7 singles

Any thread with a wpc count of between 28 and 34 threads can be used with this pattern.
Thread used in the sample: DMC 80

Christmas Tree Ornament

Designed and worked by Jenny Brandis



32 pairs + 1 pair gimp

Any thread with a wpc count of between 28 and 34 threads can be used with this pattern.
Thread used in the sample: DMC 80

Wirelace Picot Crown Pendant

Designed and worked by Jenny Brandis



4 pairs

Thread used in the sample:
12 gauge (3.2mm) copper wire

Joybell Set

Designed and worked by Jenny Brandis



Provided as a 1 to 10 inch diagonal grid
Any thread with a wpc count of between 28 and 34 threads can be used with this pattern.
Samples worked using threads with 28, 29 and 34 wpc

Honey Bees

Designed and worked by Jenny Brandis



In memory of Dec 21 2017 at the Flinders Street Station in Melbourne, Australia

Designed by Jenny Brandis



**54 pairs plus
14 pairs gimps**

Any thread with a wpc count of between 28 and 34 threads can be used with this pattern.